

REVIEW OF PRIMARY HEALTH CARE DEVELOPMENT  
COUNTRY INFORMATION FRAMEWORK <sup>①</sup>

1. COUNTRY	
2. LOCATION	
3. POPULATION - total Density Urban Rural Male Female Pop. under 15  Annual Rate of Population Increase	
4. VITAL STATISTICS  Expectation of Life at Birth  Crude Birth Rate  Crude Death Rate  Maternal mortality rate  Infant mortality rate  Child Deaths 1-4 Under 5 Deaths	

①

Since this framework was used to extract information for the Review, Regional and country feedback has indicated that it may, and has, also been used for other purposes connected with monitoring PHC progress. This being so, the additional information categories of Mental Health, Dental Health and PHC Research, are suggested for inclusion.

Annex 1

<p>5. HEALTH POLICY INDICATORS</p> <p>5.1 Official Endorsement of PHC Policy</p> <p>5.2 Legislation for PHC</p> <p>5.3 Specific PHC Strategy</p>	
<p>6. PHC PLANNING</p> <p>6.1 Planning processes</p> <p>6.2 Decision-making mechanisms</p> <p>6.3 Specific Plans for PHC</p> <p>6.4 Targets identified</p> <p>6.5 Methods of Implementation</p>	
<p>7. RESOURCES: INFRASTRUCTURE/PHYSICAL FACILITIES</p> <p>7.1 Number hospitals Local/Rural Urban</p> <p>7.2 Number Health Centres Rural Urban</p> <p>7.3 Other facilities by type Rural Urban</p> <p>7.4 Number of Hospital Beds Pop. per bed Pop/bed ratio - Urban - Rural Beds per 10 000 pop. Med/Mat. Centre Beds, per 10 000 pop. Ratio population per unit by type - Urban - Rural</p>	

<p>7.5 Supply Mechanisms</p> <p style="padding-left: 40px;">Logistics</p> <p style="padding-left: 40px;">Maintenance of vehicles and equipment</p> <p>7.6 Appropriate technology</p> <p style="padding-left: 40px;">Needs identified</p>	
<p>8. <span style="border: 1px solid black; padding: 2px;">RESOURCES : FINANCIAL</span></p> <p>GNP -</p> <p>Urban/Rural Dis.</p> <p>% GNP spent on health</p> <p>Health budget as % of National Budget</p> <p>Expenditure - total     on health</p> <p style="padding-left: 40px;">" urban "</p> <p style="padding-left: 40px;">" rural "</p> <p style="padding-left: 40px;">" per capita "</p> <p style="padding-left: 40px;">" other</p> <p>Expenditure - specific alloc- ations to health (e.g. private, insurance, etc.)</p> <p>Expenditure - specific alloc- ations to PHC (e.g. education, agriculture, defence)</p> <p>Government allocations to other Sectors</p>	
<p>9. <span style="border: 1px solid black; padding: 2px;">RESOURCES : MANPOWER</span></p> <p>Number physicians</p> <p>Number nurse/midwives</p> <p>Number aux/pract.n.</p> <p>Number traditional birth attendants (TBAs)</p> <p>Number of trained TBAs</p> <p>Pop/Physician</p> <p>Pop/nurse/midw.</p> <p>Pop/nurse person</p> <p>Phys /10 000 pop</p> <p>Nurse/m/10 000 pop.</p> <p>Intermediate manpower by type, number and rate</p> <p>Community health workers by type, number and rate</p>	

Annex 1

---

9. Traditional practitioners by  
type, number and rate

Other manpower for PHC by  
type and number

Manpower Distribution  
Rural/Urban

Manpower Policy

Manpower development plan

Link between health services  
manpower and development

Specific manpower targets

Training in support of PHC

Availability of trainers

Costs

Supervision

Referral

Career Structure

<p>10. <b>RESOURCES: PHARMACEUTICALS</b></p> <p>Basic Priority List of Essential Drugs</p> <p>Availability</p> <p>Locally manufactured</p> <p>Mechanisms of Supply</p> <p>Distribution</p> <p>Traditional Medicine</p>	
<p>11. <b>COMMUNITY INVOLVEMENT</b></p> <ul style="list-style-type: none"><li>- Existence of mechanisms for involvement by type and scope</li><li>- Community mobilization by type</li><li>- Community involvement in decision-making by type and level</li><li>- Support to PHC in labour, cash or kind</li></ul>	
<p>12. <b>COVERAGE</b></p> <p>Extent</p> <p>Urban</p> <p>Rural</p>	
<p>13. <b>EVALUATION</b></p> <p>Global and Regional Indicators</p> <p>Methods used to assess PHC progress:</p> <p>National</p> <p>Provincial</p> <p>Local</p> <p>Feedback mechanisms</p>	

## Annex 1

## 14. INTERSECTORAL ACTIVITIES

Between which sectors

International

National

Provincial

Local

NGO Sector Interaction

National Health

Development Centres/Networks

## 15. TECHNICAL COOPERATION BETWEEN COUNTRIES

- International

- Inter-country

- Regional groupings

- Financial cooperation  
by type, source and amount

## 16. HEALTH STATUS : PATTERNS OF MORBIDITY AND MORTALITY

## 16.1 HEALTH EDUCATION

Extent by purpose/manpower/  
method

## 16.2 FOOD SUPPLY AND PROPER NUTRITION

Kilo cals. Food per person  
per capita

% newborn with Wt.min 2500g.

% children with correct Wt.  
for age

% with Malnutrition & Degree  
Food Availability & Problems

## 16.3 WATER AND SANITATION

Provision of safe water by  
type/cost

% Urban access

% Rural access

Basic Sanitation by type/cost

% Urban access

% Rural access

Activities in progress

- 16.4 **MATERNAL AND CHILD HEALTH/  
FAMILY PLANNING**
- MCH/FP services by type, availability  
and accessibility
- Female population 15-44 years
- % Women delivered by Trained Birth  
Attendant
- Pregnant Women covered by antenatal  
delivery care and postnatal care
- Knowledge and availability of  
fertility control measures
- % Using Fertility Control (by  
method; rural/urban)
- 16.5 **IMMUNISATION**
- Status figures - specific diseases
- Target figures - specific diseases
- 16.6 **PREVENTION/CONTROL OF ENDEMIC  
DISEASES**
- Patterns of morbidity and mortality
  - Integration of control/prevention  
activities with PHC
- 16.7 **BASIC CURATIVE CARE**
- Appropriate treatment of common  
diseases and injuries
- 
17. **SOCIOECONOMIC STRUCTURE**
- 17.1 **EMPLOYMENT**
- % pop. working age 15-64
  - % pop. unemployed, seasonally  
employed, migrant workers
  - % labour force in agriculture
- 17.2 **LAND OWNERSHIP AND USE**
- agrarian reform
  - distribution
  - utilization
  - cash crops/subsistence  
agriculture

Annex 1

17.3 HOUSING CONDITIONS

Rural/urban

Ownership

Family Size

17.4 EDUCATION

Urban/rural; male/female:

Adult literacy rate

Children : % in Primary Ed.

% in Secondary Ed.

Adult Education Programmes by  
type and relationship to PHC

17.5 WOMEN IN DEVELOPMENT

Social/legal status

Specific programmes/income  
generation/role in agricultural  
production

18. CONSTRAINTS/PROBLEMS

19. SUCCESSES/ACHIEVEMENTS

---

20. 

CASE STUDY MATERIALS
----------------------

---

OFFICIAL LIST OF MEMBER STATES AND ASSOCIATED MEMBERS BY WHO REGION as of September 1982

REGIONAL OFFICE FOR THE AMERICAS

REGIONAL OFFICE FOR EUROPE

REGIONAL OFFICE FOR THE AMERICAS  
(continued)

REGIONAL OFFICE FOR AFRICA

REGIONAL OFFICE FOR THE WESTERN PACIFIC

- \* Angola
- \* Benin
- \* Botswana
- \* Burundi
- \* Cape Verde
- \* Central African Republic
- \* Chad
- \* Comoros
- \* Congo
- \* Equatorial Guinea
- \* Ethiopia
- \* Gabon
- \* Gambia
- \* Ghana
- \* Guinea
- \* Guinea-Bissau
- \* Ivory Coast
- \* Kenya
- \* Lesotho
- \* Liberia
- \* Madagascar
- \* Malawi
- \* Mali
- \* Mauritania
- \* Mauritius
- \* Mozambique
- \* Niger
- \* Nigeria
- \* Rwanda
- \* Sao Tome and Principe
- \* Senegal
- \* Seychelles
- \* Sierra Leone
- \* South Africa
- \* Swaziland
- \* Togo
- \* Uganda
- \* United Republic of Cameroon
- \* United Republic of Tanzania
- \* Upper Volta
- \* Zaire
- \* Zambia
- \* Zimbabwe
- \* Namibia(1)

REGIONAL OFFICE FOR THE AMERICAS

- Argentina
- Bahamas
- Barbados
- Bolivia
- Brazil
- Canada
- Chile
- Colombia
- Costa Rica
- Cuba
- Dominica

- \* Dominican Republic
- \* Ecuador
- \* El Salvador
- \* Grenada
- \* Guatemala
- \* Guyana
- \* Haiti
- \* Honduras
- \* Jamaica
- \* Mexico
- \* Nicaragua
- \* Panama
- \* Paraguay
- \* Peru
- \* Saint Lucia
- \* Suriname
- \* Trinidad and Tobago
- \* United States of America
- \* Uruguay
- \* Venezuela

REGIONAL OFFICE FOR THE EASTERN

MEDITERRANEAN

- \* Afghanistan
- \* Bahrain
- \* Cyprus
- \* Democratic Yemen
- \* Djibouti
- \* Egypt
- \* Iran
- \* Iraq
- \* Israel
- \* Jordan
- \* Kuwait
- \* Lebanon
- \* Libyan Arab Jamahiriya
- \* Oman
- \* Pakistan
- \* Qatar
- \* Saudi Arabia
- \* Somalia
- \* Sudan
- \* Syrian Arab Republic
- \* Tunisia
- \* United Arab Emirates
- \* Yemen

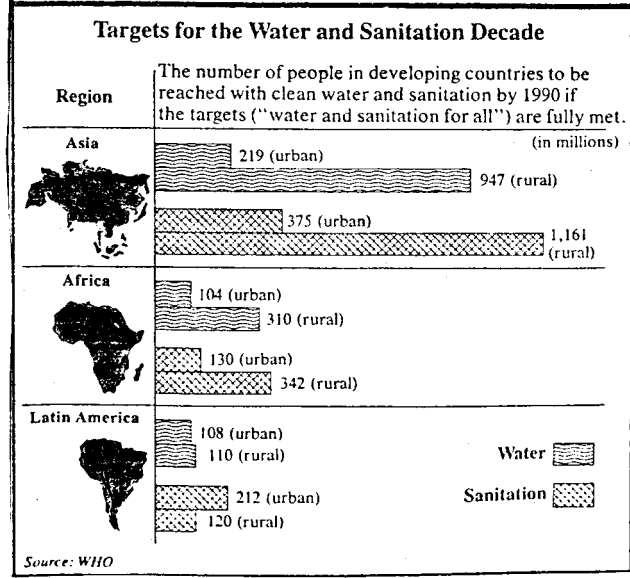
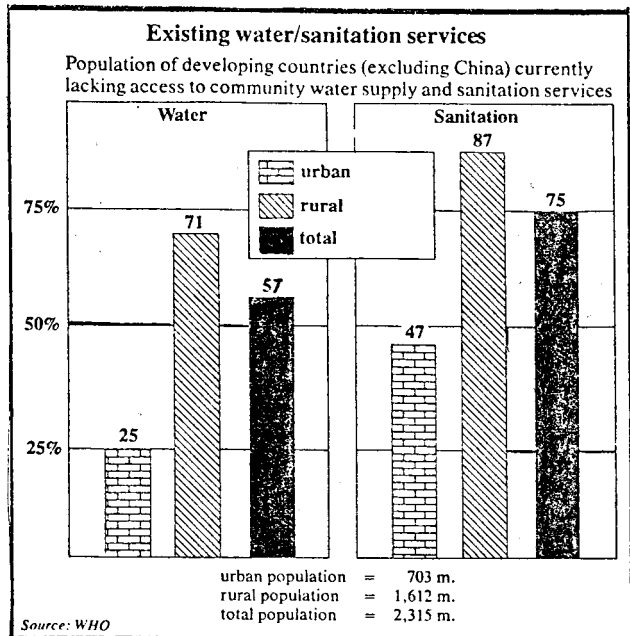
- \* Albania
- \* Algeria
- \* Austria
- \* Belgium
- \* Bulgaria
- \* Byelorussian SSR
- \* Czechoslovakia
- \* Denmark
- \* Finland
- \* France
- \* German Democratic Rep.
- \* Germany, Federal Republic of
- \* Greece
- \* Hungary
- \* Iceland
- \* Ireland
- \* Italy
- \* Luxembourg
- \* Malta
- \* Monaco
- \* Morocco
- \* Netherlands
- \* Norway
- \* Poland
- \* Portugal
- \* Romania
- \* San Marino
- \* Spain
- \* Sweden
- \* Switzerland
- \* Turkey
- \* Ukrainian SSR
- \* USSR
- \* United Kingdom of Great Britain and Northern Ireland
- \* Yugoslavia
- \* Non-Member States
- \* Holy See
- \* Liechtenstein

REGIONAL OFFICE FOR SOUTH EAST ASIA

- \* Bangladesh
- \* Burma
- \* Dem. People's Rep. of Korea
- \* India
- \* Indonesia
- \* Maldives
- \* Mongolia
- \* Nepal
- \* Sri Lanka
- \* Thailand
- \* Bhutan

\* Countries Reviewed  
(1) Associate Member





15 July 1981

World Health Organization  
Division of Environmental Health

RECORD OF WORK  
IN WATER SUPPLY AND SANITATION AT COUNTRY LEVEL

1982

Philippines Draft Sector Study

1981

Benin\* Decade Planning Workshop  
Egypt\*\*\* Decade Promotion/Planning Workshop  
Ethiopia\*\* Decade Plan Preparation  
Gambia Outline Sector Plan, 1981-1986  
Haiti\* Decade Planning Support including Workshop  
Kenya\*\* Decade Planning Workshop  
Lesotho\*\* Decade Plan Preparation  
Mozambique\*\* Preparation of Decade Plan, Manpower Study and Local  
Manufacturing Study  
Nepal Training Project Preparation  
Niger\* Decade Planning Support  
Nigeria (Benue State) Sector Planning Report  
Senegal Rural Water Programme  
Somalia\* Assistance 1982-86 Plan Preparation  
Swaziland\*\* Manpower Development Study  
Decade Plan Preparation  
Spring Survey  
Thailand Training and Health Education Advice  
Thailand\* Decade Planning Workshop  
Togo\* Decade Planning Workshop  
Yemen Arab Republic Sector Review  
Zaire\*\*\* Sector Planning Report  
Zambia\*\* Rural Water/Sanitation Programming  
Zimbabwe Rapid Assessment and Rural Project Identification

1980

African Region Workshop on Economics and Finance  
Bangladesh\*\*\* Technical Cooperation (Water Quality Control)  
Benin Project Formulation  
Botswana\*\* Technical Cooperation (Water Quality Control)  
Cameroon Project Identification (Sanitary Education)  
Guinea Sector Study  
India (Bihar State) Project Identification (Sanitary Education)  
Morocco Sector Résumé and Project Identification  
Nigeria Sector Planning Reports and Project Formulation,  
(4 States, Cross River, Sanitary Education  
Kano, Borno, Oyo)  
Pakistan Preparatory Assistance to Decade Planning  
Papua New Guinea and Rural Training Evaluation  
South Islands  
Rwanda\* Decade Planning Workshop  
Somalia\* Technical Cooperation (Decade Plan Preparation)  
Sri Lanka Preparatory Assistance to Decade Planning  
Tanzania\*\*\* Preparatory Assistance to Decade Planning  
Upper Volta\* Technical Cooperation (Decade Plan Preparation)  
Zambia Manpower Development Programme (Preparatory Phase)

1 Unless stated otherwise, country work listed has been undertaken by the Cooperative Programme with the World Bank.

\* Sponsored by GTZ (Federal Republic of Germany)

\*\* Sponsored by SIDA (Sweden)

\*\*\* Sponsored by UNDP

NOTE: This record is only complete in respect of work in which Geneva-based staff was involved either during the planning or implementation stage.

1979

Benin*	Decade Preparatory Assistance
Bolivia*	Decade Preparatory Assistance
Botswana**	Decade Preparatory Assistance
Burma*	Decade Preparatory Assistance
Burundi*	Decade Preparatory Assistance
El Salvador*	Decade Preparatory Assistance
Ethiopia**	Decade Preparatory Assistance
Gambia*	Decade Preparatory Assistance
Ghana*	Decade Preparatory Assistance
Haiti*	Decade Preparatory Assistance
Honduras	Sector Study
India (4 States)	Sector Study
Indonesia	Decade Preparatory Assistance,* Project Formulation,* and Rapid Assessment
Kenya**	Decade Preparatory Assistance
Lesotho**	Decade Preparatory Assistance
Liberia**	Decade Preparatory Assistance
Mali*	Decade Preparatory Assistance
Mozambique	Rapid Assessment
Niger*	Decade Preparatory Assistance
Papua New Guinea	Sector Study and Project Formulation
Rwanda*	Decade Preparatory Assistance
Senegal*	Decade Preparatory Assistance
Somalia*	Decade Preparatory Assistance
Swaziland**	Decade Preparatory Assistance
Tanzania***	Decade Preparatory Assistance
Thailand*	Decade Preparatory Assistance
Togo	Project Formulation
Uganda	Decade Preparatory Assistance** and Project Identification
Upper Volta*	Decade Preparatory Assistance
West Africa (8 countries)	Manpower and Training Surveys
Zambia**	Decade Preparatory Assistance

1978

Benin	Sector Study
East Africa	Workshop on Rapid Assessment in the countries of the Region
Guinea	Rapid Assessment
Haiti and Dominica	Rapid Assessment
India	Workshop on Decade Planning
	Rapid Assessment
Malawi**	Decade Preparatory Assistance
Morocco	Project Formulation
Nigeria	Rapid Assessment
	Sector Study (2 States)
Philippines	Rapid Assessment
Portugal	Seminar on Project Preparation and Evaluation
Rwanda	Tariff Study
West Africa	Workshop on Rapid Assessment in the Countries of the Region
Zaire	Tariff Study

1977

Afghanistan	Sector Study
Congo	Sector Study
Kenya	Sector Study
Malawi	Sector Study
Morocco	Rapid Assessment and Sector Study
Portugal	Project Formulation*** and Sector Study
Sri Lanka	Sector Study
Sudan	Rapid Assessment and Sector Study

1976

Egypt	Sector Study
Philippines	Sector Study
Portugal	Sector Study
Somalia	Sector Study
Tanzania	Sector Study
Thailand	Sector Study

1975

Indonesia	Sector Study
Madhya Pradesh (State in India)	Sector Study
Nepal	Sector Study
Pakistan	Sector Study
Senegal	Sector Study
Zambia	Sector Study

1974

Cameroon	Sector Study
El Salvador	Sector Study
Honduras	Sector Study
Nicaragua	Sector Study
Sudan	Sector Study

1973

Bangladesh	Sector Study
Bolivia	Sector Study
Ethiopia	Sector Study
Upper Volta	Sector Brief
Uttar Pradesh (State in India)	Sector Study
Zaire	Sector Study

1972

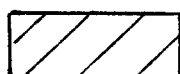
Yemen (Democratic)	Sector Study
Yemen Arab Republic	Sector Study

1971

Tanzania	Sector Study
----------	--------------

LIST OF PARTICIPATING COUNTRIES  
IN THE WHO INTERREGIONAL COOPERATION PROJECTS

WHO Region	WHO/GTZ	WHO/SIDA	WHO/UNDP
AFRO	<div style="border: 1px solid black; padding: 2px;">                     Benin Burundi Mali Niger Rwanda Togo Upper Volta                 </div>	<div style="border: 1px solid black; padding: 2px;">                     Botswana Ethiopia Kenya Lesotho Malawi Mozambique Swaziland Uganda Zambia                 </div>	Tanzania
AMRO	Bolivia Costa Rica* Haiti Honduras Paraguay		
EMRO	Somalia		Egypt Sudan
SEARO	Burma Indonesia Thailand		Bangladesh India Nepal
Total	16	9	6



= Managed by WHO/HQ/ETS Geneva

\*Proposed location of training system for technical personnel of water supply and sanitation institutions in Central America, Panama and the Dominican Republic. (Costa Rica and Panama were not among the countries reviewed).

ACCESS TO WATER SUPPLY AND SANITATION IN 1975\* AND 1977-79\*\*

		W A T E R				S A N I T A T I O N			
		URBAN		RURAL		URBAN		RURAL	
		1975	1977/79***	1975	1977/79	1975	1977/79	1975	1977/79
AFRO	Chad	43	-	23	-	9	-	1	-
	Ethiopia	X	82	X	4	X	-	X	-
	Mali	-	42	-	18	-	63	-	5
	Burundi	-	-	-	-	-	-	-	-
	Upper Volta	50	25	23	12	47	-	0	-
	Malawi	-	70	-	37	-	100	-	80
	Rwanda	84	41	68	37	87	61	56	33
	Benin	100	42	20	16	-	-	-	5
	Mozambique	-	65	-	2	-	60	-	5
	Sierra Leone	-	31	-	5	-	22	-	-
	Tanzania	88	82	36	28	X	93	X	40
	Zaire	38	43	12	5	65	8	6	6
	Niger	36	38	26	50	30	36	1	3
	Guinea	69	44	-	3	-	-	-	-
	Central African Rep.	-	40	-	5	100	-	100	-
	Madagascar	76	76	14	16	-	-	9	6
	Uganda	100	70	29	10	82	70	95	-
	Mauritania	-	16	-	-	-	12	-	-
	Lesotho	65	65	14	14	51	51	12	12
	Togo	-	35	-	10	36	-	12	-
	Kenya	100	100	4	13	98	50	48	-
	Ghana	86	94	14	30	95	-	40	-
	Senegal	56	68	-	23	-	-	-	-
	Angola	-	48	-	10	-	30	-	-
	Zimbabwe	X	X	X	X	X	X	X	X
	Liberia	-	20	-	5	-	13	-	3
	Zambia	86	100	16	95	87	87	16	16
	Cameroon	-	65	-	43	-	-	-	-
	Congo People's Rep.	81	40	9	3	10	-	9	-
	Nigeria	-	92	-	14	-	41	-	-
	Gambia	-	X	-	X	-	X	-	X
	Swaziland	83	X	29	X	99	X	25	X
	Botswana	95	X	39	X	-	X	-	X
AMRO	Haiti	46	43	3	-	-	67	-	-
	Honduras	99	91	13	42	53	49	13	26
	Bolivia	81	100	6	-	-	100	9	-
	Nicaragua	100	74	14	10	-	92	24	20
	El Salvador	89	67	28	34	71	79	17	26
	Peru	72	77	15	17	-	51	-	2
	Dominican Rep.	88	90	27	36	74	-	16	80
	Colombia	86	73	33	46	73	60	13	14
	Guatemala	85	89	14	16	-	34	16	18
	Canada	X	X	X	X	X	X	X	X
EMRO	Somalia	77	58	22	20	77	-	35	-
	Afghanistan	40	20	5	8	63	-	15	-
	Pakistan	75	61	5	17	21	42	0	-
	Sudan	96	49	43	45	100	80	10	-
	Yemen Arab Rep.	-	95	-	-	-	-	-	-
	Egypt	-	97	-	74	-	70	-	5
	Yemen PDR	X	68	X	23	X	-	X	-

## Annex VI

## ACCESS TO WATER SUPPLY AND SANITATION IN 1975 AND 1977-79 (continued)

	WATER				SANITATION			
	URBAN		RURAL		URBAN		RURAL	
	1975	1977/79***	1975	1977/79	1975	1977/79	1975	1977/79
EURO Morocco	-	100	-	25	-	33	-	-
Bulgaria	X	X	X	X	X	X	X	X
Finland	X	X	X	X	X	X	X	X
SEARO Bhutan	X	X	X	X	X	X	X	X
Bangladesh	22	43	61	71	40	38	Ø	1
Nepal	85	81	5	6	14	18	Ø	-
Burma	31	31	14	15	38	23	32	10
India	80	82	18	30	87	47	2	2
Sri Lanka	36	51	13	13	68	78	55	60
Indonesia	41	36	4	15	60	73	5	19
Thailand	69	36	16	19	58	78	36	25
Mongolia	-	X	-	X	-	X	-	X
Maldives	Ø	X	Ø	X	21	X	Ø	X
WPRO Kampuchea Dem.	-	X	-	X	-	X	-	X
Lao PDR	100	X	32	X	10	X	2	X
Viet Nam	X	40	X	20	-	-	-	-
China	-	85****	-	30****	-	(95)****	-	(95)***
Philippines	82	80****	31	50****	76	(86)****	44	(77)***
Papua New Guinea	30	35****	19	20****	(100)	(80)****	5	5****

X = unlisted

- = data unavailable  
(+ category not applicable)

Ø = nil or magnitude negligible

( ) = although a high level of sanitation facilities is reported, improvements needed to ensure safe systems

\* World Health Statistics Report, Vol. 29, No. 10, 1976

\*\* International drinking water supply and sanitation decade. Present situation and prospects. Report of the Secretary-General, UN Document A35/367, 18 September 1980

\*\*\* These years are used as the sources (WHO, UNICEF, UNDP, World Bank, etc.) encompass them.

\*\*\*\* 1980 data