

261462

WORLD HEALTH
ORGANIZATION

ORGANISATION MONDIALE
DE LA SANTÉ

WHO/Mal/238 Corr.1
20 January 1960

ENGLISH ONLY

COURSE IN ADVANCED ENTOMOLOGICAL TECHNIQUES
APPLIED TO MALARIA ERADICATION

CORRIGENDUM

Figures 5, 23 and 27 of the above document have been amended. They are attached and supersede the preceding ones which should be destroyed.


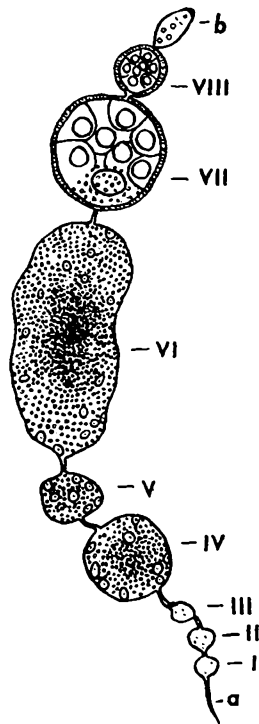


Fig.5

OVARIOLE WITH DEGENERATED FOLLICLE
IN THE 4-6th GONOTROPHIC CYCLE



- a. - terminal pedicle
- b. - growth zone
- I-III - dilatations left by three previous gonotrophic cycles
- IV - degenerated fourth follicle
- V - degenerated fifth follicle
- VI - degenerated sixth follicle
- VII - developing seventh follicle
- VIII - separated eighth follicle

Fig. 23

PROPORTION OF VARIOUS AGE-GROUPS OF A POPULATION OF
A. maculipennis IN MOSCOW OBLAST IN 1952

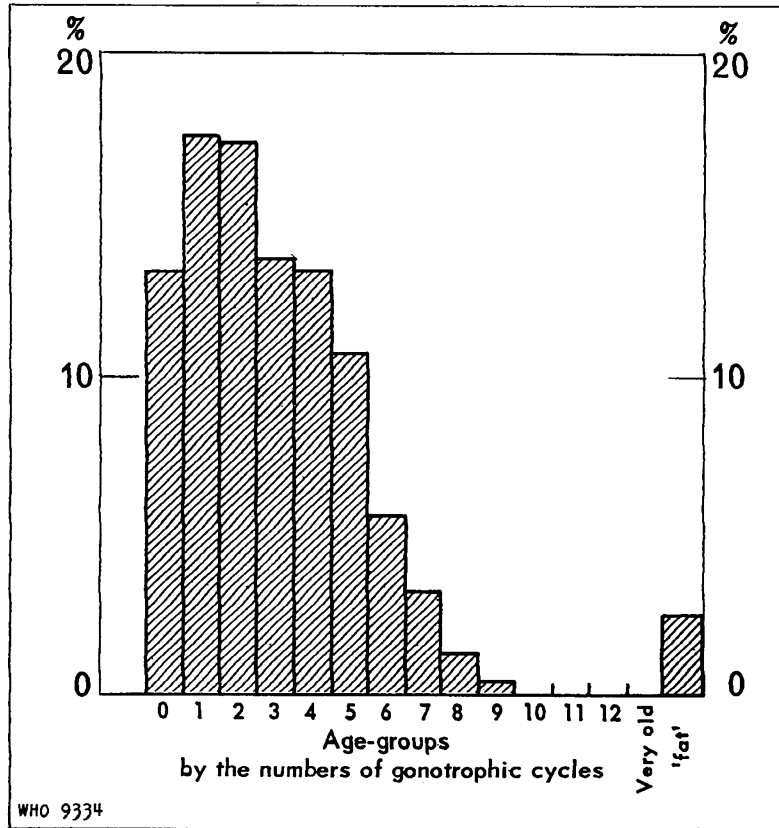


FIG. 27
 COMPOSITION OF INCOMING AND OUTGOING MOSQUITOS IN AN UNSPRAYED VILLAGE, GUBINO-FREZER
 (AFTER SHMELEVA, 1935) AND SPRAYED VILLAGE (AFTER DETINOVA, 1948).

