



INTER-REGIONAL SEMINAR ON SMALLPOX ERADICATION

Lagos, Nigeria, 13-20 May 1969


INDEXED

COUNTRY REPORT

1.0 DEMOGRAPHIC DATA

1.1 Estimated population (1 July 1969)

Age	
0-4	
5-14	
15-44	
45+	
TOTAL	



1.2 Population by geographic subdivision (Table 1)

(Use the geographic subdivisions as shown on the country maps)

1.3 Population density by geographic subdivision (Table 1)

(Use the geographic subdivisions as shown on the country maps)

1.4 Population density by geographic subdivision (Figure 1)

(Use country maps and the legend below. Amend divisional boundaries if necessary)

- | | |
|----------------------|-----------------------|
| 0-4.9 persons/sq.km. | 5-24.9 persons/sq.km. |
| 25-49.9 " | 50+ " |

2.0 SMALLPOX INCIDENCE AND VACCINATION DATA

2.1 Smallpox cases by month and geographic subdivision - January 1968 through February 1969 (Table 2)

2.2 Location of smallpox outbreaks. (Use one country map for each period noted below with the legend indicated)

Oct. 68 - Dec 68 (Figure 2)

Jan. 69 - Feb 69 (Figure 3)





Legend: * - Outbreak
 ⊛ - Investigated outbreak

SE/69.6

The issue of this document does not constitute formal publication. It should not be reviewed, abstracted or quoted without the agreement of the World Health Organization. Authors alone are responsible for views expressed in signed articles.

Ce document ne constitue pas une publication. Il ne doit faire l'objet d'aucun compte rendu ou résumé ni d'aucune citation sans l'autorisation de l'Organisation Mondiale de la Santé. Les opinions exprimées dans les articles signés n'engagent que leurs auteurs.

2.3 Incidence rates per 100 000 population by geographic subdivision and by quarter.
(Use one country map for each period noted below, with the legend indicated)

Jan 68 - Mar 68	(<u>Figure 4</u>)		None
Apr 68 - Jun 68	(<u>Figure 5</u>)		0.1-0.5
Jul 68 - Sep 68	(<u>Figure 6</u>)		0.5-5.0
Oct 68 - Dec 68	(<u>Figure 7</u>)		5+
Jan 69 - Feb 69	(<u>Figure 8</u>)		

Legend:

2.4 Monthly distribution of smallpox cases by age and sex - January 1968 through February 1969 (Table 3)

2.5 Smallpox vaccination performed by quarter and geographic subdivision - January 1968 through February 1969 (Table 4)

2.6 Areas vaccinated since inception of the programme (Figure 9)

(Use country maps-with the legend indicated)

Legend:  Vaccinated  Not vaccinated

2.7 Smallpox vaccination targets by geographic subdivision - July 1969 through June 1970 (Table 5)

2.8 Method for recording of vaccinations:

Tally sheet: Yes No (please attach sample)

Other registry system (specify) _____

2.9 Youngest age for beginning smallpox vaccination:

Birth 6 months Other _____




3.0 MEASLES INCIDENCE AND VACCINATION DATA (for countries engaged in measles vaccination programmes)

3.1 Reported measles cases by month and geographic subdivision (Table 6)

3.2 Measles immunizations by quarter and geographic subdivision (Table 7)

3.3 Areas vaccinated against measles since inception of the programme and areas where maintenance vaccination programmes have been initiated (Figure 10)

(Use country maps with the legend indicated)

Legend:  Not vaccinated
 Vaccinated in mass campaign
 Vaccinated in maintenance programme

4.0 NUMBER OF PERSONNEL ENGAGED IN VACCINATION PROGRAMME

4.1 Vaccinators: Regular teams _____
Maintenance teams _____
Other (Specify) _____
TOTAL _____

Other field staff, including recorders, drivers, etc. _____
Supervisory personnel (paramedical) _____

4.2 Number of vaccinators directly supervised by one supervisor _____

4.3 Average number of vaccinations performed daily by each team:

Regular teams _____
Maintenance teams _____
Other (specify) _____

5.0 PROGRAMME EXECUTION

5.1 Supervision

5.1.1 Proportion of time spent in field by supervisory (country) staff and technical advisory (NCDC or WHO) staff checking directly on the work of vaccinators and assessors and lower level supervisors:

By country staff reviewing work of - Vaccination team: _____ days per mo.
Other levels: _____ days per mo.
By NCDC or WHO advisory staff reviewing work of - Vaccination team: _____ days per mo.
Other levels: _____ days per mo.

5.1.2 Measures taken when vaccinator or assessor performance is unsatisfactory (e.g. reprimand, suspension, dismissal) _____

5.2 Assessment

5.2.1 Vaccine "take rates"

Proportion of primary vaccinations in 0-4 year old children which are checked after seven days to determine takes _____

Steps taken when the proportion of successful primary vaccination falls below 95% _____

5.2.2 Vaccination coverage:

Number of vaccinations performed in each area are compared with the population estimate for the area (e.g. village register, census, etc.)

Yes No

5.2.3 Assessment of coverage:

An assessment of coverage is regularly performed in a sample of the population.

Yes No

Level of coverage in the 0-4 and 5-14 year age group which is considered acceptable.

85% 80% Other _____

Proportion of assessment surveys which fall below the level noted above.

_____ %

Steps taken if the coverage is not acceptable (i.e. revaccinate the area etc.)

Changes which have been made in the programme as a direct results of assessment.

5.3 Surveillance

5.3.1 Notification of smallpox cases:

Number of sites which could report smallpox cases (e.g. hospitals, health centres, health posts, dispensaries) _____

Frequency of reporting:

Immediate Weekly Other _____

Number of reports: Expected in 1968 _____

Received in 1968 _____

% received _____

Negative reporting is generally practised: Yes No

Other specialized programmes which report cases (e.g. malaria, yaws etc. - specify) _____

Other persons or groups who have been requested to notify cases (e.g. teachers, village headmen, etc. - specify) _____

Proportion of cases for which age, sex, and vaccination status are recorded.

_____ %

Best estimate of the percentage of cases which are reported:

	January 1967	February 1969
More than 90%	_____	_____
75-89%	_____	_____
50-74%	_____	_____
Less than 50%	_____	_____

5.3.2 Case investigation and containment measures:

Number of case investigation/containment ('fire-fighting') teams which have been established _____

These teams are: Centralized Decentralized

If decentralized, to what extent _____

Proportion of cases, since October 1968, in which containment action was taken within 48 hours after notification _____ %

Proportion of outbreaks, since October 1968, routinely investigated to determine the origin of infection _____ %

Of the investigations noted above, the percentage of outbreaks where the origin was not ascertained _____ %

6.0 COMMODITIES

	Col. 1	Col. 2	Col. 3	Col. 4	
6.1 Vaccine use:	Number of Doses Recd.	Number of Doses in Inventory	Number of Doses Used (Col.1-Col.2)	Number of Vacc. performed	Reasons for Difference between Col. 3 and Col. 4
Year					
1967					
<u>Smallpox vaccine</u> 1968					
1969*					
1967					
<u>Measles vaccine</u> 1968					
1969*					

* January and February only

6.2 Equipment:

<u>Item</u>	<u>Number Supplied*</u>	<u>Number in Operation</u>	<u>Comment</u>
Trucks			
Ped-o-Jets			
Refrigerators			
Motorbikes			

* Since inception of the programme.

Has a warehouse with rotating inventory system for spare parts been established? Yes No

Country _____

TABLE 3. SMALLPOX CASES BY AGE AND SEX

Month	Age								Unknown Age/Sex	Total
	0-4		5-14		15-44		45+			
	M	F	M	F	M	F	M	F		
January 1968										
February										
March										
April										
May										
June										
July										
August										
September										
October										
November										
December										
January 1969										
February										

Country _____

